

Hope Assembly Script

Aim:


- To explore hopes and dreams and think about how to achieve them.

You will need:

- The PowerPoint resource entitled 'Hope - a Whole School Assembly'.
- Some A3 sized cards
- Felt-tip pens
- Sticky tack


Slide 1: PowerPoint Title

As the children enter, play some music to introduce the theme of 'Hope,' such as Hope by Natasha Bedingfield.



Slide 2: Aims

Share the aims with the children.



Slide 3: What Is Hope?


Ask the children to discuss this with the person they are sitting next to. Take some ideas.



Slide 4: Hope Is

Read the text to the children. Hope is the feeling of wanting something good to happen and thinking that it could happen.

Compare to the children's ideas.



Slide 5: Why Is It Important to Have Hope?

Ask the children to discuss this with the person next to them. Take some ideas.

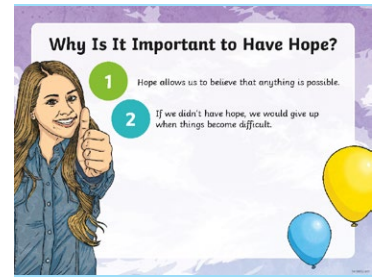


Slide 6: Why Is It Important to Have Hope?

Share the slide with the children.

Hope allows us to believe that anything is possible.

If we didn't have hope, we would give up when things become difficult.




Slide 7: Hopes and Dreams

Display the quote on the slide.

Ask the children if they have heard this before and if they know who said it.

Click to reveal the answer.



Slide 8: Hopes and Dreams

Ask with the children: What are your hopes and dreams?

Display some of the sentence starters on the slide.

Choose some of the children's answers to write up on cards and pin to the wall.



Slide 9: How Will You Achieve Your Hopes and Dreams?


Take ideas from the children.

Click to reveal words such as perseverance, effort, hard work, patience etc.



Slide 10: Achieving Your Hopes and Dreams

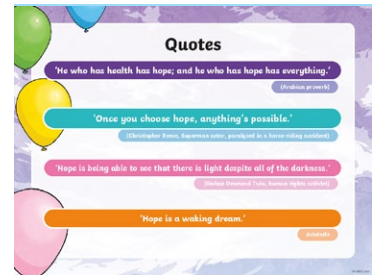
Display the quote from Jesse Owens on the slide and discuss.



Slide 11: Quotes About Hopes and Dreams

Share the quotes on the slide. Do the children have a favourite? Discuss the meaning of each quote.

Remind the children that it is good to have hopes and dreams. That to achieve these may take hard work and patience, but the rewards will be worth it.



Slide 12: Let's Think About Hope

Get the children to close their eyes and think about the words as you say them. This could be said as a prayer.

