




Cuckney Primary School

EYFS: Welcome Meeting



June 20th, 2024

Welcome Parents!

- Welcome parents to our school.
- We are all so excited for your children to start at Cuckney!
- Goals for the meeting:
 - To help you understand the learning your child will be doing throughout the school year.
 - To explain expectations of school.
 - To share information about how you can support their child's learning.
 - To give you a timeline of events between now and your child starting.




Meet The Team



Miss. Worboys
EYFS Lead
Class Teacher
(Weds - Fri)



Ms. Hennessey
Teaching
Assistant



Mrs Holuta
Class Teacher
(Mon & Tues)

Our Early Years Foundation Stage

Planning for each week is carried out using a topic-based approach, and we also follow the children's interests and respond to specific events.

There are 7 Areas of Learning in the Early Years Foundation Stage (EYFS), which activities are planned around:

Personal, Social and Emotional Development

Physical Development

Communication and Language

Literacy

Mathematics

Understanding the World

Expressive Arts and Design

Throughout the EYFS, children will be working towards the Early Learning Goals. These describe the level of attainment expected at the end of your child's reception year in school.



Our Topics

	Autumn 1	Autumn 2	Spring 1	Spring 2	Summer 1	Summer 2
Holbeck	All About Me <i>Colours and painting</i> <i>Stamps, cutting & printing</i> <i>Orientation</i> <i>Observations</i> <i>Movement</i> <i>Being Me</i> <i>Experiments</i> <i>Creation</i>	Toys <i>Drawing</i> <i>Gluing and textures</i> <i>Maps</i> <i>Environments</i> <i>Accuracy</i> <i>Celebrating difference</i> <i>Weather</i> <i>Incarnation</i>	Around the World <i>Collages</i> <i>Design and fixing</i> <i>Place knowledge</i> <i>Naming time</i> <i>Catching</i> <i>Dreams and Goals</i> <i>Predict & observe</i> <i>1.1 (Festivals)</i>	Fairy Tales <i>Observational drawing</i> <i>Manipulate materials</i> <i>Biomes</i> <i>Periods of time</i> <i>Speed & direction</i> <i>Healthy Me</i> <i>Animal features</i> <i>Salvation</i>	Things that Grow <i>Experimentation</i> <i>Tools and techniques</i> <i>Environmental changes</i> <i>Differences</i> <i>Balance and co-ordination</i> <i>Relationships</i> <i>Seasonal changes</i> <i>1.2 (Caring for myself and others); God</i>	Animals <i>Variety of materials</i> <i>Evaluation</i> <i>Comparisons</i> <i>Differences</i> <i>Moving energetically</i> <i>Changing Me (SRE)</i> <i>States of matter</i> <i>1.2 (Caring for myself and others); Gospel</i>

Forest Fun!

During the week, the children have full access to indoor and outdoor provision, and we often make use of our forest/garden area where the will children will become nature detectives in outdoor learning and play. We ask that you send a pair of wellies to keep in school on our outdoor welly hangers for this.

Over the year, all children in school take part in official 'Forest School' sessions led by Mrs McNally. We will inform you of Holbeck's slot nearer the time.



PE

In Holbeck, the children have PE once a week and will need a PE kit in school.

For indoor P.E. children require:

- Black or navy shorts
- Plain white t-shirt
- Indoor black plimsolls are optional

For games/ outdoor P.E the same can be worn with the addition of:

- Suitable footwear i.e. trainers
- Blue or black tracksuits may be worn in cold weather
- No large/ obvious sports logos please



Trips & Experiences



Reception Baseline Assessment

This is a statutory assessment for all reception children in the country, covering Literacy, Communication & Language and Maths. It comprises short, practical activities for the children to complete with their teacher. The children will not be aware that they are completing an assessment and it is not something that they can prepare for in advance, so please do not worry!

It is used to measure progress between entering reception and leaving year 6 and you will receive a summary of your child's assessment during the Autumn Term.





Reading & Phonics


We are a Twinkl Phonics school!

The children will have daily phonics sessions in school and will also bring home a Rhino Reader book linked to their phonics progress.

We are a reading for pleasure school!

Alongside their phonics book, children will also have the opportunity to take home a reading for pleasure book. Children have reading for pleasure time each week in class and will also visit our school library each fortnight.

To become lifelong readers, it is essential that they read for pleasure.





Phonics: Help for parents

You can find all support information on our phonics section of our school website: <https://www.cuckneyprimaryschool.co.uk/phonics-and-reading-1/>

Level 2 Actions



Make a snake's head with your hands and wiggle your body like a snake!



Pretend to bite into a crunchy apple.



Pretend to stir a teaspoon around a teacup.



Make one hand into a puppy's head and pat it with your other hand.



Flap your hands like an insect's wings.



Make your fist into a nut and tap it.



Yummy! Rub your tummy.



Pretend to play your drum kit.



Pretend to wrap your scarf like Gabi.



Pretend to squeeze a juicy orange.



Wiggle your finger like a caterpillar.



Pretend to spread your hand like a kite and fly it in the air.



Make a duck's beak with your hands and pretend to pick up sticks.



Make an egg with one hand and tap it with the other.



Make one hand into an umbrella and sprinkle rain on it.



Move your arms like a robot.



Pretend to open the door of the house.



Pretend to throw and catch a ball.



Pretend to wave a magic wand.



Pretend to lick an ice lolly.



Pretend to switch off the light.



Pretend to ring a bell.




Blow a kiss.



Class Timetable

Here is an example timetable of what your child's day will look like.
This timetable is taken from our current cohort, and may change slightly in September.



	8:45-9:15	9:15-10:30	10:30-10:50	10:50-11:10	11:15-12	12-1	1-1:15	1:15-1:30	1:30-2:45	2:45-3:15
M	F2s; Self registration, name writing activity & fine motor Y1; Handwriting/SPaG/Phonics/Maths early morning work Register	Learning walk	F2; Phonics Y1; Playtime with TA listening to readers	F2; Playtime with TA listening to readers Y1; Phonics	Art/DT Computing	Dinner time	Register & Tangram puzzles Daily count	F2s; Dough disco/Squiggle while you Wiggle time Y1; SPaG	Maths	EDIB storytime
T		English			Science with TA Rhino Card spelling with TA				Maths	EDIB storytime
W		English			RE				Maths	EDIB storytime
Th		English			Charanga Music session PSHE Jigsaw				Maths	EDIB storytime
F		PE			Celebration worship				History/Geography Intervention time	Reading for pleasure time

During each learning slot your child may be part of a whole class session, accessing provision around the room or partaking in small group activities.



Lunch Time

All children in Reception are provided with a free school meal.

The school's website has all the menus on:

<https://www.cuckneyprimaryschool.co.uk/lunch-menus/>

Any allergies or specific dietary requirements you state will be provided for.

Alternatively, children can bring a healthy packed lunch, but we ask for no nuts whatsoever and no chocolate bars.

After dinner, children will go out to play with one of our midday supervisors.

	Main meal	OR	Alternative meal	Dessert
Meat-free Monday	Vegetable lasagne Pasta sheets and vegetables topped with a cheese sauce Allergens: Egg, Gluten, Milk		Leek and potato soup Served with a homemade roll and butter Allergens: Milk	Cake & Custard Egg, Gluten, Milk
Treat Tuesday	Chicken nuggets Baked in the oven and served with oven fries Allergens: Gluten		Cheese and onion pastry Served with oven fries Allergens: Gluten, Milk	Jelly NO Allergens
Well-known Wednesday	Ploughman's lunch Ham, cheese, egg pickles and homemade bread and butter Allergens: Egg, Gluten, Milk		Vegetarian's lunch Fridge, cheese, egg, pickles and homemade bread and butter Allergens: Gluten, Milk	Butterscotch Tart Gluten, Milk
International Thursday (Africa)	Chicken Yassa West African chicken and onion stew served with rice NO Allergens		Sweet potato shakshuka Egyptian egg, cheese, onion and sweet potato dish Allergens: Egg, Milk	Tropical Fruit Salad NO Allergens
Fishy Friday	Poached salmon Served with baby potatoes Allergens: Fish, Gluten		Jacket potato Served with choice of toppings Allergens: Egg, Milk (depending on toppings)	Cheese & Crackers Gluten, Milk



Milk, Fruit and Snack


Up to the age of 5 your child is eligible for free school milk; however, you need to register for this on the 'Cool Milk' website.

Once your child has turned 5 they can still have milk, but it needs to be paid for on the 'Cool Milk' website.

Fresh fruit is provided for free daily, and the children have time to eat this during our snack time.

Visit <https://www.coolmilk.com/parents/>





Tapestry and Home Learning

Tapestry is an online learning journal system, and it creates a two-way communication between school and you.

There is an app and browser version available.

We will set you up as parents with your own secure logins so you can view and add your own observations to their child's journal.

We understand and value the support you provide for your child at home. Early years staff would love to hear about what you and your child have been doing at home. We encourage you to share your child's learning, achievements and experiences with staff, as this helps us to build a more complete picture of your child.

- We ask that you do not share any of these pictures on any social media.

Homework- Reading at least 3x a week with the phonics book that is sent home with your child.



What your child will need

- **Water bottle**
- **School uniform, as cheap as possible as your child will get messy!**

School uniform

- White shirt, white blouse or red/white polo shirt (with or without a school badge).
- Red jumper, sweatshirt or cardigan (with or without a school badge).
- Grey or black trousers, skirt or pinafore dress.
- Red and white gingham summer dress (in summer time).
- There is also a red school fleece available as an optional extra.
- Sensible, enclosed, black shoes. No trainers please.



- **Book bag**
- **Items of clothing with a school logo can be obtained from 'School Trends' online. There is no obligation to purchase logo uniform.**

<https://www.schooltrends.co.uk/>

- **No jewellery- only stud earrings.**

Please label **ALL** of your child's clothes.



Transition Timeline

Should have received in the post.

Paperwork

Welcome Meeting

Wednesday
26th June
9:30-11:00
(parent to stay with child)

Stay and Play


Friday 5th July
9:30-11:30
(child only session)

Come and Play

First Week


Gradual transition

- Tuesday 3rd September- stay until 12pm
- Wednesday 4th September- stay for lunch and collect at 1pm
- Thursday 5th /Friday 6th- full day



Extra Information

- No home toys are allowed in school.
- Breakfast club and afterschool club are available.



Questions?

