

ie Orienteering Activity Cards

You will need:


- Numbered 1-6 Activity Cards
- Orienteering Cards (one per child or group)

Child Instructions:

1. Follow the signs from 1 to 6.
2. Complete the activity shown on each sign.
3. When you have finished the activity, you can write down the letter on the sign.
4. When you have found each sign and completed the activities, the letters will spell out an ie word.


Find a stick.
Scratch **ie** into the soil.

Letter: m



Tie some grass
strands onto a bush.

Letter: a



Be spies.
Spot 5 things in the grass.

Letter: g



Lie down and look up.
What can you see?

Letter: p




Cook a mud pie!

Letter: i



Look and say something
that flies.

Letter: e



ie Orienteering Activity

Name: _____

Letter 1	Letter 2	Letter 3	Letter 4	Letter 5	Letter 6

The word is: _____.

ie Orienteering Activity

Name: _____

Letter 1	Letter 2	Letter 3	Letter 4	Letter 5	Letter 6

The word is: _____.